

# LAND TRANSPORT STATISTICS REPORT FOR THE FINANCIAL YEAR 2023/2024



Director General,  
Land Transport Regulatory  
Authority,  
Head Office,  
S.L.P.1742,  
60 Lusinde Street,

July, 2024

[www.latra.go.tz](http://www.latra.go.tz)

## TABLE OF CONTENTS

1.0	INTRODUCTION.....	2
1.1	Organisation of the Report.....	2
2.0	NUMBER OF ISSUED LICENSES.....	3
3.0	ISSUED LICENSES BY SERVICE CATEGORY.....	4
3.1	Issued Licenses to Public Service Vehicles.....	5
3.1.1	PSV Licenses per Seating Capacity.....	6
3.1.2	Licenses for Intercity and Regional Buses per Class of Service.....	7
3.1.3	Licenses Issued to PSV per Zone.....	7
3.2	Issued Licenses for Goods Carrying Vehicles.....	9
3.2.1	Licenses Issued to Goods Carrying Vehicles per Capacity.....	9
3.2.2	Licenses Issued to Goods Carrying Vehicles per Zone.....	11
3.3	Issued Licenses for Private Hire Services.....	13
3.3.1	Issued Motorcycle Private Hire Licenses.....	13
3.3.2	Issued Licenses for Motor Tricycles - Private Hire Services.....	14
3.3.3	Issued Licenses for Taxi Cabs Services.....	14
3.3.4	Issued Licenses for Ride Hailing Services (D4).....	15
3.3.5	Special Hire Services (D6).....	15
4.0	DRIVERS REGISTRATION AND CERTIFICATION.....	15
4.1	Registration of Drivers.....	16
4.2	Examination and Certification of Drivers.....	16
5.0	VEHICLE TRACKING SYSTEM.....	17
6.0	ANNEXES.....	18

## **TABLES**

Table 1: Issued Road Licenses by in 2022/2023 Vs.2021/2022.....	3
Table 2: Summary of Issued Road Licenses by Major Categories, FY 2021/22-2022/23.....	4
Table 3: Issued PSV by Sub-Categories of Services.....	5
Table 4: Licensed PSV by Vehicle Seating Capacity.....	6
Table 5: Licenses for Intercity and Regional per class of service.....	7
Table 6: Issued PSV Licenses per Zone in the FY 2022/2023 Vs 2021/2022.....	7
Table 7: Licenses issued per carrying capacity.....	9
Table 8: Licenses issued to GCV, FY 2021/2022 - 2022/2023.....	11
Table 9: Issued Licenses for Private Hire Vehicles, FY 2021/2022 - 2022/2023.....	13
Table 10: Issued Licenses to Motor cycles by zone in 2022/23 Vs 2021/22.....	14
Table 11: Licenses Issued to Motor Tricycles by Zone.....	14
Table 12: Number of- Registered, Examined and Certified Drivers.....	16
Table 13: New Number of Vehicles Fitted with VTDs 2022/2023 Vs 2021/2022.....	17

## **FIGURES**

Figure 1 Summary of Road Licenses issued in 2022/2023 Vs 2021/2022.....	3
Figure 2: Road Licenses issued in 2022/2023 Vs. 2021/2022.....	4
Figure 3: Issued PSV per category in 2022/2023.....	5
Figure 4 Licenses issued to PSV per Seating Capacity.....	6
Figure 5: Issued PSV Licenses by Zone, FY 2021/2022-2022/2023.....	8
Figure 6: Licenses issued per carrying capacity.....	10
Figure 7 : Issued GCV Licenses by Zone, FY 2021/2022 - 2022/2023.....	11
Figure 8: Licenses issued to Motor Cycles and Motor Tricycles, FY 2022/23- 2021/22.....	15
Figure 9: Licenses issued to Taxi Cabs and Ride Hailing Taxis, FY 2022/23- 2021/22.....	16

## **Annexes**

Annex 1: Issued PSV Licenses per Region in the FY 2022/2023 Vs 2021/2022.....	18
Annex 2: Issued GCV Licenses per Region in the FY 2022/2023 Vs 2021/2022.....	19
Annex 3: Licenses issued to Motor Cycles and Tricycles per Region FY 2022/23 Vs 2021/22.....	20
Annex 4: Issued Licenses in the Past Five Years.....	21
Annex 5: License Fees for Public Service Vehicles.....	22
Annex 6: Procedures for Public Service Vehicles License Application.....	23
Annex 7: Procedures for Private Hire License Application.....	24
Annex 8: Application Form for Public Service Vehicle License.....	26
Annex 9: Application Form for Goods Carrying Vehicles License.....	27
Annex 10 : Application Form for Private Hire Services License.....	31
Annex 11: Application Form for Private Hire Services License.....	34

## Definitions of Terms

Term	Definition
Public Service Vehicle	A motor Vehicle which carries or is intended to carry passengers for hire or reward, whether used or constructed solely for that purpose or not. Public Service Vehicles include Staff Buses, School Buses, Tour Service Vehicles, Commuter buses and Intercity and Regional Buses
	<b>Tour Vehicles</b> A motor vehicle which carries passengers for hire or reward on sightseeing tours or on prearranged transfers and which is driven by the owner or by a person employed by the owner:
	<b>Short Term Licenses</b> A road service license granted under these regulations for a seasonal transportation business normally not exceeding three months or execution of a particular transportation work.
Goods Carrying Vehicle	A motor Vehicle constructed or adapted for hire or reward for the carriage of goods or trailer so constructed or adapted, whether used or constructed or adapted solely for that purpose or not
Private Hire License	A License for private hire service issued by the Authority to the owner of a motor vehicle for a purpose specified in such license

*Definitions were extracted from Regulation 3 of the Land Transport Regulatory Authority (Public Service Vehicles, Regulations of 2020*

## 1.0 INTRODUCTION

The Land Transport Regulatory Authority (LATRA) is a Government Regulatory Authority established by the Act No. 3 of 2019 (the Authority). LATRA is set to regulate commercial road, rail, cable or underground transport services. Regulated Transport Services under the LATRA Act, Cap 413 includes transport services for passengers and for goods in the aforementioned land transport modes. Operationally, the specific regulated services under the road and rail modes are defined under First Schedule of governing regulations to enforce the law; which includes intercity bus services, commuter bus services, staff bus services, school bus services, rural-urban bus services, taxi cabs, ride hailing services, ride sharing, motorcycles, motor tricycles and goods carrying vehicles. Rail transport services includes passenger services defined by classes of services such as long-range, commuter and deluxe trains as well as freight trains.

Section 5(1) (b) of the Land Transport Regulatory Act, Cap 413 directs the Authority to issue and renew road service licenses for Passenger Service Vehicles (PSV), Goods Carrying Vehicles (GCV) and Private Hire Vehicles to ensure availability of safe and quality services. Further, it follows from section 5(g) of the Act, to prepare this statistical report of its operations in pursuit of monitoring the performance of the regulated services in terms of availability of services, quality of services and level of investment.

In enhancing availability of regulated land transport services that serve socio-economic needs of the public, the Authority targets to expand and increase the supply of transport services, transform urban transport provision; increase efficiency in provision of regulated transport services; promote regulated transport subsectors; as well as, enhancing competition among regulated suppliers. The Authority ensured operating vehicles meet service standards by issuing road transport service licenses for passenger and goods carrying units as required by respective regulations.

Therefore, this report serves as a reference material for land transport regulatory and services performance to the Authority's stakeholders. This Annual Statistics report provides details in terms of numbers on issued licenses of regulated market of road service categories, certified drivers and vehicles fitted with vehicle tracking devices during the financial year 2023/2024. The report further compares performance of financial year 2023/2024 against the financial year 2022/2023 to assess changes in the levels or structure of the regulated market.

### 1.1 Organisation of the Report

The report is organized in six main sections; section 1: Introduction; section 2: Number of issued licenses; section 3: Issued licenses by service category; section 4: Driver's registration and certification; section 5: Vehicle tracking system and section 6: Annexes.

## 2.0 NUMBER OF ISSUED LICENSES

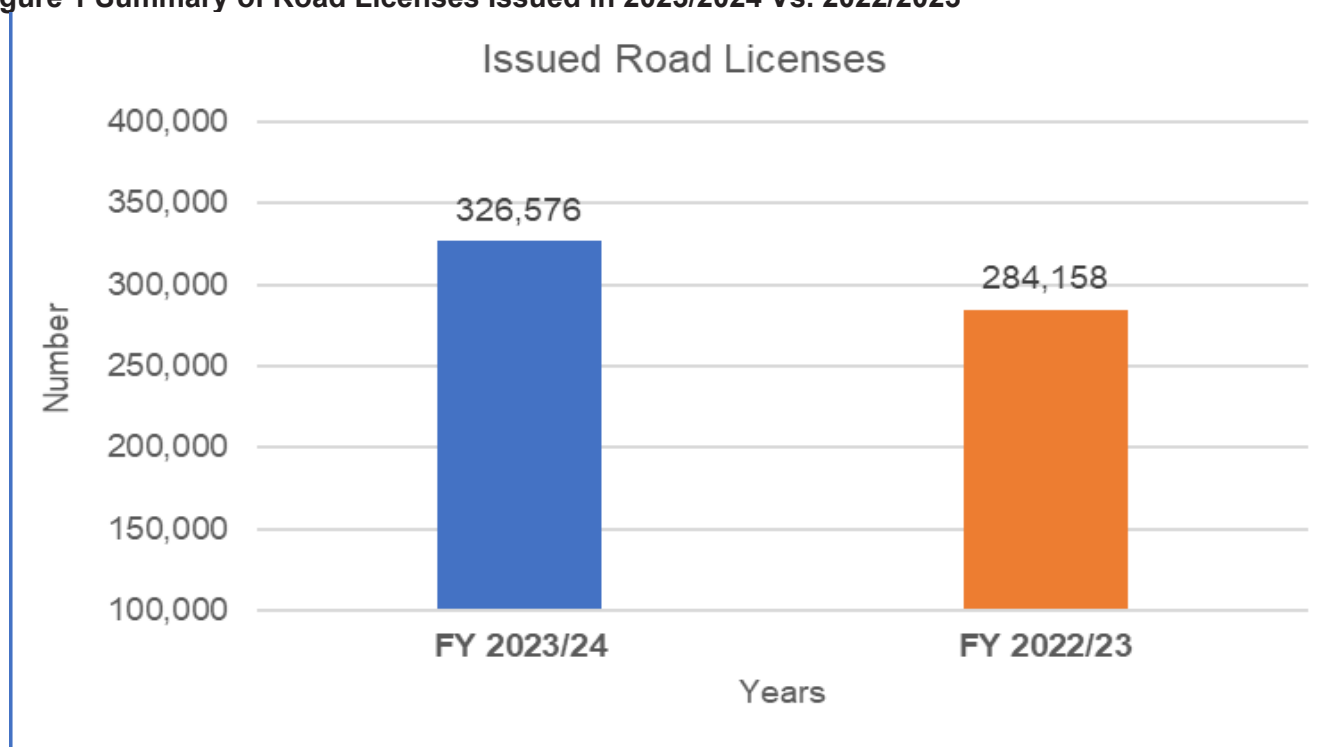
Pursuant to section 5(1) (b) of the Land Transport Regulatory Act, Cap 413 the Authority continued to issue and renew road service licenses for passenger and goods carrying vehicles to ensure they meet licensing standards. To effect this, in the financial year 2023/2024, the Authority issued a total of 326,576 road service licenses, equivalent to an increase of 14.9 percent compared to 284,158 licenses issued in the financial year 2022/2023. Summary of issued road license is summarized in Table 1 and Figure 1.

**Table 1: Issued Road Licenses by in 2022/2023 Vs.2021/2022**

SN	Type of License	FY 2023/24	FY 2022/23	% Change	% of Total 2023/24
1	Public Service Vehicles (PSV)	48,349	50,221	-3.7	14.8
2	Goods Carrying Vehicles (GCV)	192,996	169,942	13.6	59.1
3	Motorcycles (D1)	46,146	31,937	44.5	14.1
4	Motor tricycles (D2)	22,408	25,512	-12.2	6.9
5	Taxi Cab (D3)	2,345	2,305	1.7	0.7
6	Ride Hailing (D4)	13,402	3,523	280.4	4.1
7	Special Hire(D6)	930	718	29.5	0.3
	<b>Total</b>	<b>326,576</b>	<b>284,158</b>	<b>14.9</b>	<b>100.0</b>

Source: LATRA and LGAs

**Figure 1 Summary of Road Licenses Issued in 2023/2024 Vs. 2022/2023**



Source: LATRA and LGAs

### 3.0 ISSUED LICENSES BY SERVICE CATEGORY

During the reporting period, the Authority issued licenses for passenger service vehicles, goods carrying vehicles and private hire vehicles. Number of licenses issued to public service vehicles (PSV) declined by 3.7 percent from 50,221 licenses issued in 2022/2023 to 48,349 licenses issued in 2023/2024.

PSV contributed 14.8 percent of road transport service market share in terms of operating units. Goods carrying vehicles, with a market share of 59.1 percent had increased by 13.6 percent compared to financial year 2022/2023. Further, licenses issued to vehicles providing private hire services had increased by 33.2 percent between financial year 2022/2023 and financial year 2023/2024. Of the major categories of services, private hire services contributed 26.1 percent of total licenses issued, as summarised in Table 2

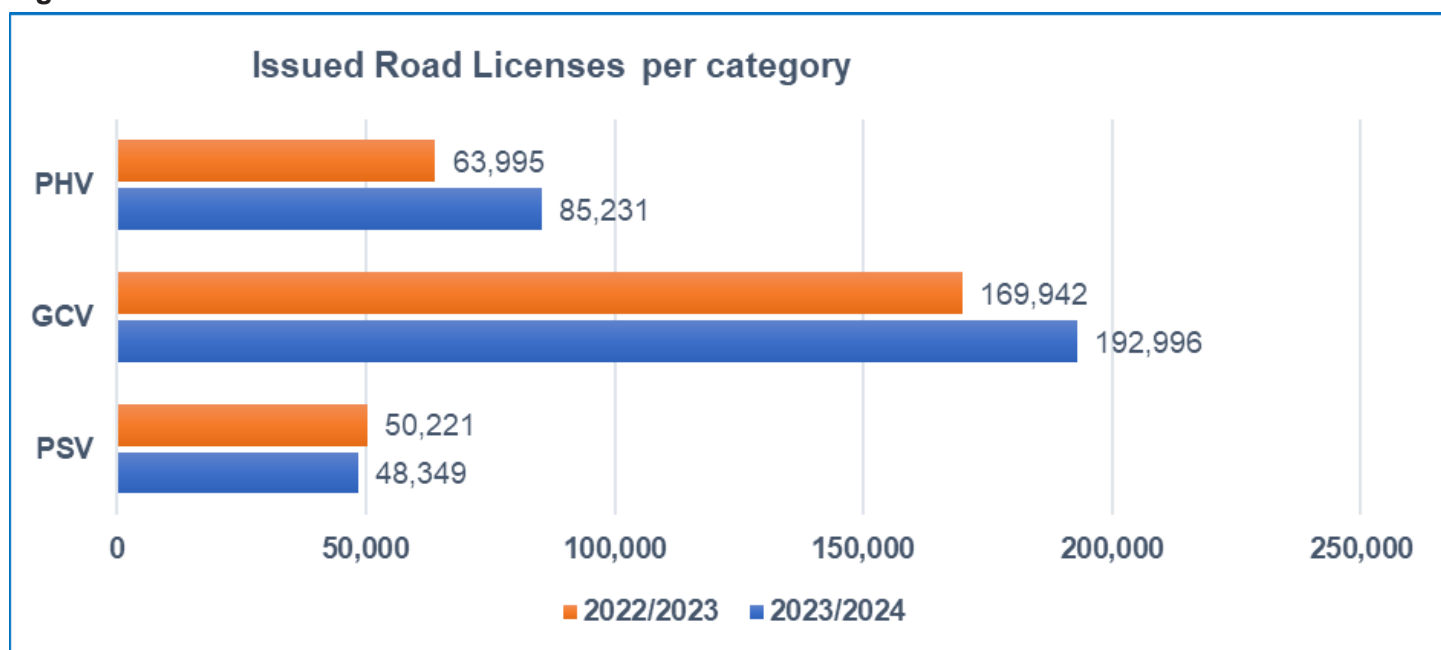
**Table 2: Summary of Issued Road Licenses by Major Categories, FY 2023/24-2022/23**

SN	Type of License	2023/2024	2022/2023	% Change	% of Total 2023/24
1	Public Service Vehicles (PSV)	48,349	50,221	-3.7	14.8
2	Goods Carrying Vehicles (GCV)	192,996	169,942	13.6	59.1
3	Private Hire Vehicles (PHV)	85,231	63,995	33.2	26.1
	<b>TOTAL</b>	<b>326,576</b>	<b>284,158</b>	<b>14.9</b>	<b>100.0</b>

Source: LATRA and LGAs

The Figure 2 below illustrates structure and change in issued licenses for provision of passenger and goods transportation by road during the financial years of 2022/2023 and 2023/2024.

**Figure 2: Road Licenses issued in 2023/2024 Vs. 2022/2023**



Source: LATRA and LGAs

### 3.1 Issued Licenses to Public Service Vehicles

Public Service Vehicles (PSV) include commuter, intercity and regional bus services, Tour bus services, School bus services, Staff bus services and Short-Term service Licenses. Public Service vehicles are licensed under the Land Transport Regulatory Authority (Public Service) Regulations, GN 76 of 2020.

Public service vehicles are categorized to provide road transport between two administrative towns (Intercity) or within administrative region (regional buses). There are also license category issued to school buses, tours vehicles, staff buses and commuter buses operating within shorter distances of an urban centre.

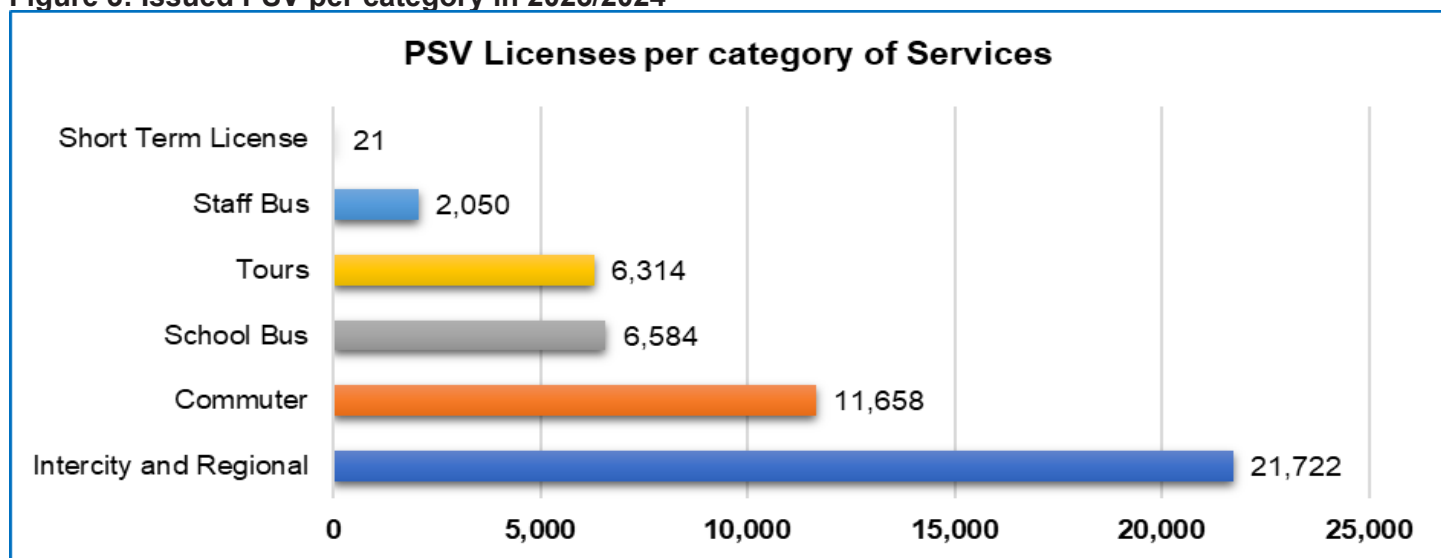
Table 3: Issued PSV by Sub-Categories of Services

S/N	License Category	2023/2024	2022/2023	% Change	%of Total 2023/24
1	Intercity and Regional	21,722	23,809	-8.8	44.9
2	Commuter	11,658	13,149	-11.3	24.1
3	School Bus	6,584	5,598	17.6	13.6
4	Tours	6,314	5,331	18.4	13.1
5	Staff Bus	2,050	2,061	-0.5	4.2
6	Short Term License	21	273	-92.3	0.04
	<b>Total</b>	<b>48,349</b>	<b>50,221</b>	<b>-3.7</b>	<b>100.0</b>

Source: LATRA

Within PSV, Data analysis show that the largest sub-category, with 44.9 percent of issued licenses were for intercity or regional bus services. The second largest sub-categories Licenses issued to commuter buses represented 24.1 percent of all PSV licenses while the share of tour services was 13.1 percent representing fourth largest category. The least share of PSV sub-categories, with representation of 0.04 percent were short term licenses. Table 3 provides a synopsis of issued PSV licenses in the financial year of 2023/2024 and 2022/2023. Figure 3 illustrates the distribution of issued licenses by sub-categories of PSV.

Figure 3: Issued PSV per category in 2023/2024



Source: LATRA

### 3.1.1 PSV Licenses per Seating Capacity

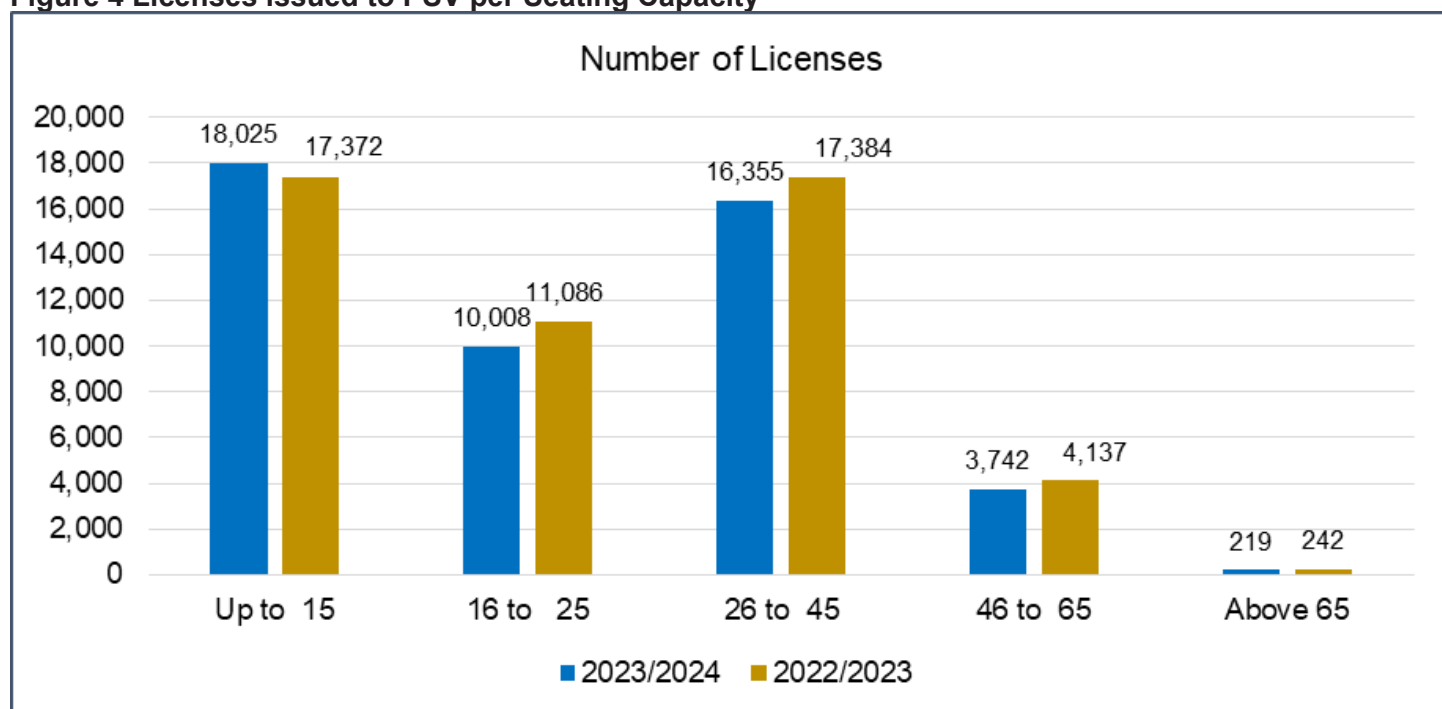
During the period under review, the Authority issued 48,349 licenses to PSV; out of which, buses with seating capacity of up to 15 seats were 37.3 percent being the group with the highest proportional, the second largest group was buses with seating capacity between 26 to 45 passengers. Moreover, it was deduced that 91.8 percent of the licensed PSV during the reporting period had carrying capacity of 45 or less while only 8.2 percent had seating capacity above 45, considered large buses. Table 4 and provide detailed information of licensed PSV by seating capacity.

**Table 4: Licensed PSV by Vehicle Seating Capacity**

SN	Seating Capacity	2023/2024	2022/2023	%Change	%of Total
1	Up to 15	18,025	17,372	3.8	37.3
2	16 to 25	10,008	11,086	-9.7	20.7
3	26 to 45	16,355	17,384	-5.9	33.8
4	46 to 65	3,742	4,137	-9.5	7.7
5	Above 65	219	242	-9.5	0.5
	<b>TOTAL</b>	<b>48,349</b>	<b>50,221</b>	<b>-3.7</b>	<b>100.0</b>

Source: LATRA

**Figure 4 Licenses issued to PSV per Seating Capacity**



Source: LATRA

### 3.1.2 Licenses for Intercity and Regional Buses per Class of Service

Intercity and regional bus services are further classified as ordinary class, semi-luxury class and luxury class in accordance to Regulation 22 of the Land Transport Regulatory Authority (Public Service) Regulations, GN 76 of 2020.

During the reporting period, 91.1 percent of licenses issued for intercity and regional buses were ordinary class, 8.1 percent semi luxury buses and 0.8 percent luxury buses. Table 5 below summarizes.

**Table 5: Licenses for Intercity and Regional per class of service**

SN	License Class	2023/2024	2022/2023	%Change	%of Total 2022/23
1	Semi Luxury Bus	1,761	1,495	17.8	8.1
2	Luxury Bus	176	143	23.1	0.8
3	Ordinary Bus	19,785	22,171	-10.8	91.1
	<b>Total</b>	<b>21,722</b>	<b>23,809</b>	<b>-8.8</b>	<b>100.0</b>

Source: LATRA

### 3.1.3 Licenses Issued to PSV per Zone

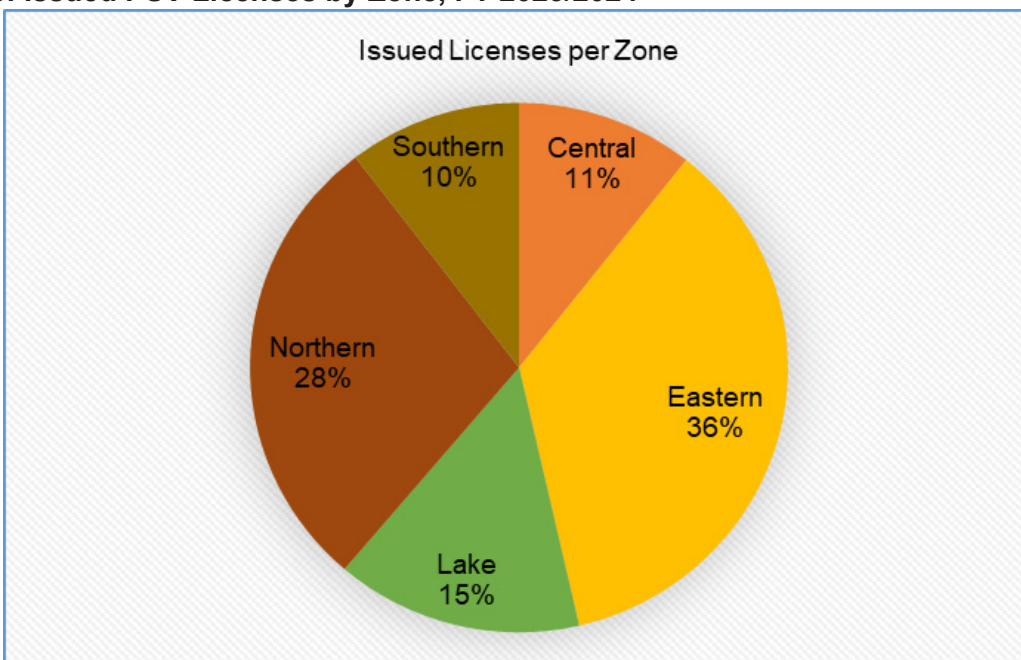
During the period under review, number of licenses issued to the eastern zone, lake zone, northern zone and southern zone declined by 6.8 percent, 11.0 percent, 0.4 percent and 16.4 percent. Whilst number of licenses issued to the eastern zone recorded a growth of 2.6 percent. Table 6 provide details of issued PSV licenses in each administrative regions and clusters of administrative regions (zones) for financial year 2023/2024 and 2022/2023.

**Table 6: PSV Licenses per Zone in the FY 2023/24 Vs 2022/2021**

SN	ZONE	2023/2024	2022/2023	% Change	% of Total
1	CENTRAL	5,165	5,544	-6.8	10.7
2	EASTERN	17,271	16,840	2.6	35.7
3	LAKE	7,171	8,060	-11.0	14.8
4	NORTHERN	13,713	13,763	-0.4	28.4
5	SOUTHERN	5,029	6,014	-16.4	10.4
	<b>TOTAL</b>	<b>48,349</b>	<b>50,221</b>	<b>-3.7</b>	<b>100.0</b>

Source: LATRA

**Figure 5: Issued PSV Licenses by Zone, FY 2023/2024**



Source: LATRA

Number of issued PSV in all zones were concentrated in regions of major cities within each zone as demonstrated by the share of issued licenses at 73.4 percent in Dar-es-Salaam among those issued in Eastern zone while the corresponding shares for Arusha, Mwanza, Dodoma and Mbeya were 56.5 percent, 46.2 percent, 39.9 percent and 30.9 percent relative to their nearby administrative regions (zones) respectively (Annex 1).

## 3.2 Issued Licenses for Goods Carrying Vehicles

Goods carrying vehicles are licensed under Regulation 3 of the Transport Licensing (Goods Carrying Vehicle) Regulations, GN 77 of 2020. During the FY 2023/24, a total of 192,996 licenses were issued by the Authority for Goods Carrying Vehicles (GCV) reflecting an increase of 13.6 percent as compared to 169,942 licenses issued during the FY 2022/23. Licenses issued for GCV contributed to about 59.1 percent of the total issued licenses during the reporting period as summarized in Table 2.

### 3.2.1 Licenses Issued to Goods Carrying Vehicles per Capacity

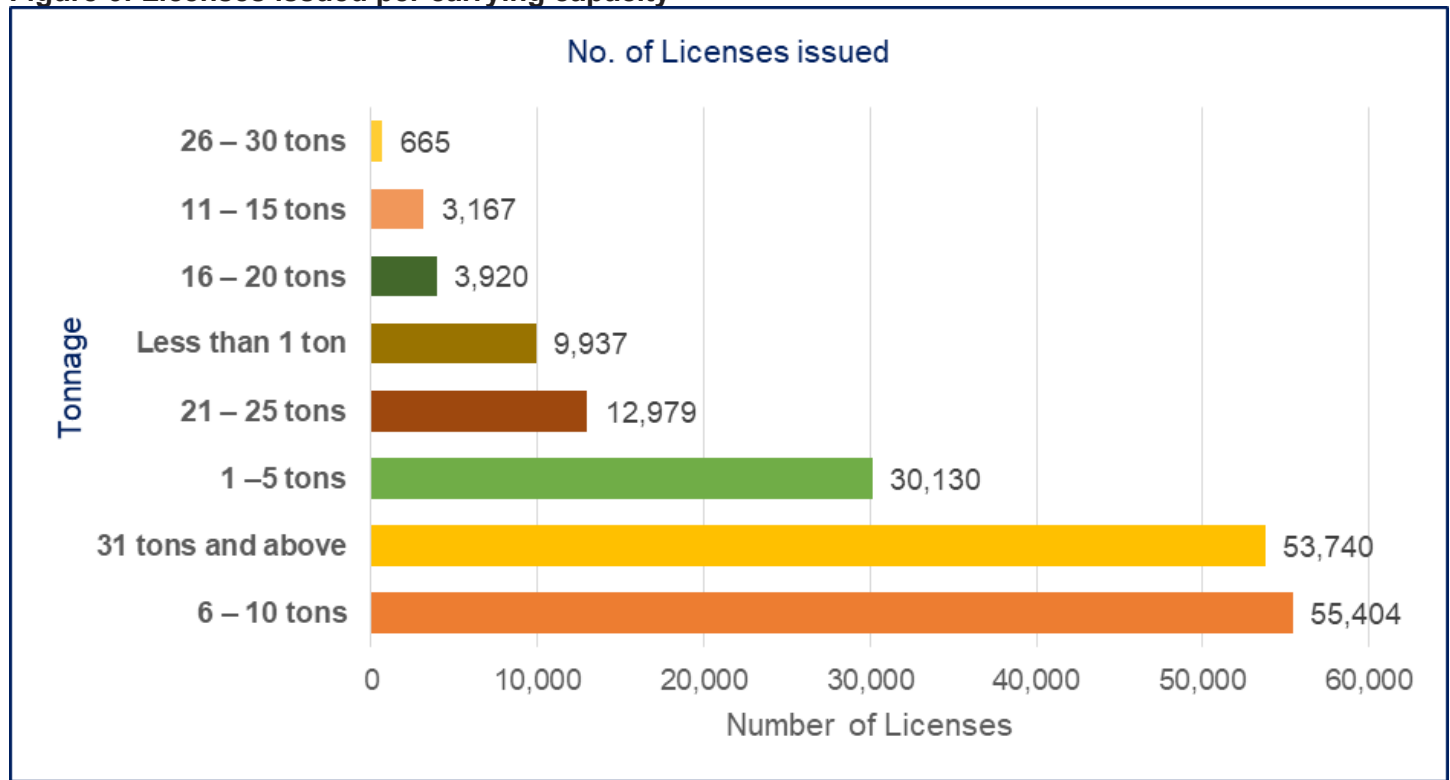
It was noted during the reporting period that, 33.5 percent of the GCV issued licenses were of carrying capacity between 6 and 10 tons. The second largest category with 32.4 percent of total were large trucks with carrying capacity of 31 tons and above. The smallest share of licenses was issued to goods vehicles with carrying capacity between 26 and 30 tons at 0.4 percent of total licenses issued to goods-carrying vehicles. More details are provided in Table 7 and Figure 6.

**Table 7: Licenses issued per carrying capacity**

SN	Month	Tare Weight	2023/24	2022/23	% Change	% of Total 2023/24
1	C1	Less than 1 ton	10,738	9,937	8.1	5.6
2	C2	1 –5 tons	32,985	30,130	9.5	17.1
3	C3	6 – 10 tons	64,575	55,404	16.6	33.5
4	C4	11 – 15 tons	3,547	3,167	12.0	1.8
5	C5	16 – 20 tons	3,734	3,920	-4.7	1.9
6	C6	21 – 25 tons	14,159	12,979	9.1	7.3
7	C7	26 – 30 tons	721	665	8.4	0.4
8	C8	31 tons and above	62,538	53,740	16.4	32.4
	<b>Total</b>		<b>192,996</b>	<b>169,942</b>	<b>13.6</b>	<b>100.0</b>

Source: LATRA

Figure 6: Licenses issued per carrying capacity



Source: LATRA

### 3.2.2 Licenses Issued to Goods Carrying Vehicles per Zone

During the period under review, number of licenses issued to the central, eastern, lake, northern and southern zones increased by 4.8 percent, 17.7 percent, 1.0 percent, 18.8 percent and 5.6 percent respectively. Table 8 provide details of issued GCV licenses by clusters of administrative regions (zones) for financial year 2023/2024 and 2022/2023.

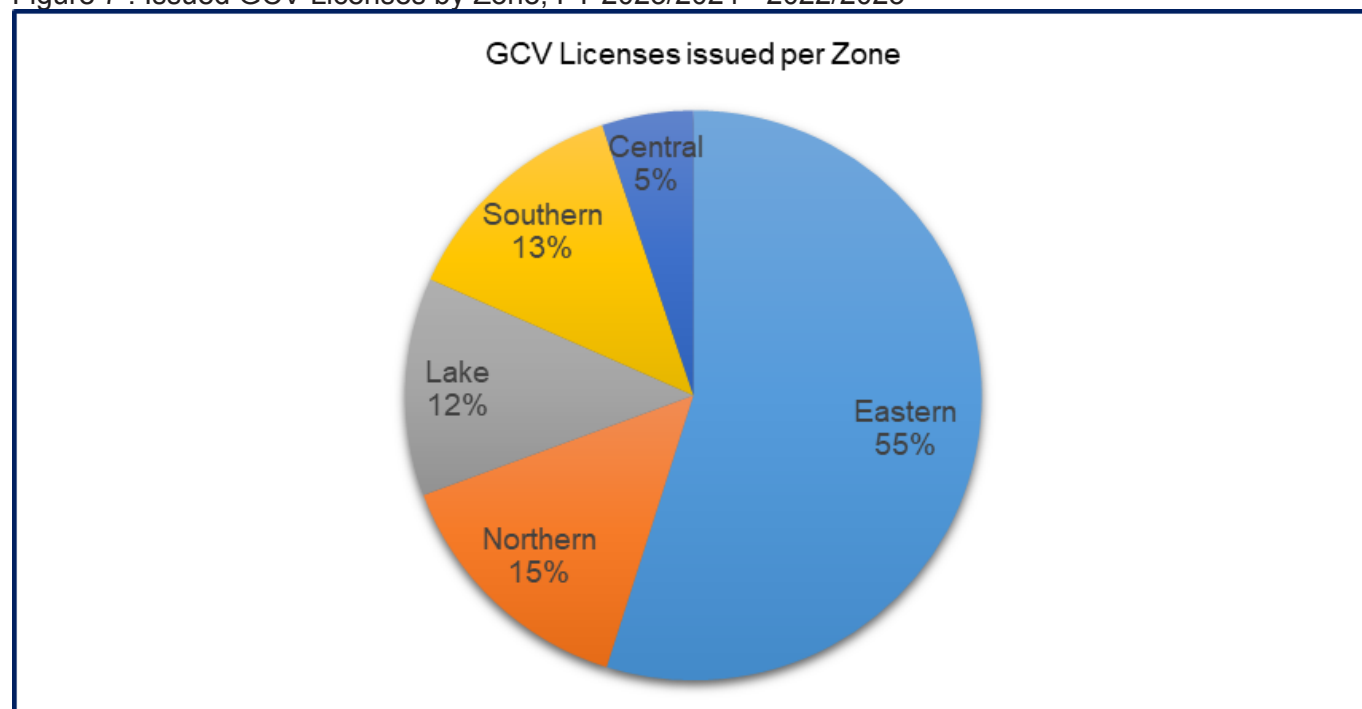
**Table 8.: Licenses issued to GCV, FY 2023/2024 Vs. 2022/2023**

SN	ZONES	2023/2024	2022/2023	%Change	% of Total 2023/24
1	CENTRAL	9,142	8,726	4.8	4.7
2	EASTERN	109,800	93,250	17.7	56.9
3	LAKE	21,225	21,021	1.0	11.0
4	NORTHERN	29,163	24,540	18.8	15.1
5	SOUTHERN	23,666	22,405	5.6	12.3
	<b>GRAND TOTAL</b>	<b>192,996</b>	<b>169,942</b>	<b>13.6</b>	<b>100.0</b>


Source: LATRA

Further, Figure 7 illustrates the distribution of issued GCV licenses by geographical zones. Data analysis shows that the largest share (56.9 percent) of goods carrying vehicles were issued in the eastern zone, followed by northern zone at 15.1 percent, 12.3 percent in southern zone, 11.0 percent in the lake zone and 4.7 percent in the central zone of Tanzania.

**Figure 7 : Issued GCV Licenses by Zone, FY 2023/2024 - 2022/2023**



Source: LATRA



It was also revealed that 72 percent of all GCV licenses were issued in Eastern and Northern zone. In addition, Data analysis on issued license statistics show concentration of issued GCV in one regional office within some of the geographical zones, whereby Dar-es-Salaam issued 51.1 percent of all eastern zone issued licenses. The corresponding shares for other zones were 52.4 percent at Dodoma (Central) and 38 percent at Arusha office in Northern zone. In other zones, the concentration was in two regional offices such as at Ruvuma (25.4 percent) and Mbeya offices (22.3 percent) in southern zone while for lake zone; Shinyanga and Mwanza contributed 31.0 percent and 28.1 percent of all issued GCV licenses. More details on the above are provided by Annex 2.

### 3.3 Issued Licenses for Private Hire Services

During the period under review, The Authority issued a total of 85,231 licenses to private hire vehicles. This achievement was a growth of 33.2 percent compared to 63,995 licenses issued in the financial year 2022/2023. Private hire services include motor cycles (D1), motor tricycles (D2), taxi cabs (D3), ride hailing (D4) and- special hire (D6). Licenses issued for Private Hire Vehicles contributed about 26.1 percent of the total issued licenses during the reporting period as summarized in Table 1.

Further analysis revealed that licenses issued to motorcycles in the reporting period recorded the highest market share of 54.1 percent among total issued licenses in private hire vehicle category, followed by motor tricycles at 26.3 percent as summarized in Table 9

Table 9: Issued Licenses for Private Hire Vehicles, FY 2023/2024 - 2022/2023

SN	Type of License	FY 2023/24	FY 2022/23	%Change	% of total 2023/24
1	Motor Cycles (D1)	46,146	31,937	44.5	54.1
2	Motor Tricycles (D2)	22,408	25,512	-12.2	26.3
3	Taxi Cab (D3)	2,345	2,305	1.7	2.8
4	Ride Hailing (D4)	13,402	3,523	280.4	15.7
5	Special Hire(D6)	930	718	29.5	1.1
	<b>Total</b>	<b>85,231</b>	<b>63,995</b>	<b>33.2</b>	<b>100.0</b>

Source: LATRA

#### 3.4.1 Issued Licenses for Motorcycles and Motor Tricycles

Motorcycles are two-wheeled motor-driven vehicles intended or adapted for use in the provision of private hire service on roads. Motorcycles are licensed under regulation 4 of the Land Transport Regulatory Authority (Private Hire Services) Regulations, GN 78 of 2020. These Regulations shall apply in relation to Public Hire Vehicles with carrying capacity of below fifteen passengers and shall include motorcycles and motor tricycles.

##### i. Licenses Issued to Motorcycles

The Authority issued a total of 46,146 licenses (D1) for motorcycles during the reported period, being an increment of 44.5 percent compared to a total number 31,937 licenses issued during the similar period of the financial year 2022/2023. The licenses issued for motorcycles contributed about 54.1 percent of the total issued licenses for private hire vehicles as summarized in Table 9.

##### ii. Licenses Issued to Motorcycles by Zone

During the period under review the highest number of licenses for Motorcycles were issued in the southern zone (39.1 percent), followed by central and lake zone each at 17.8 percent. eastern zone contributed 16.4 percent while northern zone recorded the lowest share of 8.9 percent. Table 10 below provide details on the above.

Table 10: Issued Licenses to Motorcycles by zone in 2023/24 Vs 2022/23

S/N	ZONES	2023/2024	2022/2023	% Change	% of Total 2023/2024
1	CENTRAL	8,193	3,624	126.1	17.8
2	EASTERN	7,555	11,851	-36.3	16.4
3	LAKE	8,233	1,935	325.5	17.8
4	NORTHERN	4,122	3,020	36.5	8.9
5	SOUTHERN	18,043	11,507	56.8	39.1
	<b>GRAND TOTAL</b>	<b>46,146</b>	<b>31,937</b>	<b>44.5</b>	<b>100.0</b>

Source: LATRA

### iii. Licenses Issued to Motor tricycles

During the period under review the Authority issued a total of 22,408 Licenses (D2) for motor tricycles, recording a decline of 12.2 percent compared to a total of 25,512 licenses issued in the similar period of FY 2022/2023. Licenses issued to tricycles contribute about 26.3 percent of the total private hire licenses during the period under review as summarized in Table 16.

### iv. Licenses Issued to Motor tricycles by Zone

During the period under review the highest number of licenses for motor tricycles were issued in the southern zone (35.9 percent), followed by eastern zone at 25.8 percent, central zone at 14.7 percent and northern zone at 12.9 percent. The lowest share of licenses i.e., 10.7 percent were issued in Lake zone. Table 11 below provide details on the above.

Table 11: Issued Licenses to Motor tricycles by zone in 2023/24 Vs 2022/23

S/N	ZONES	2023/2024	2022/2023	% Change	% of Total 2023/2024
1	CENTRAL	3,300	3,112	6.0	14.7
2	EASTERN	5,782	10,172	-43.2	25.8
3	LAKE	2,404	2,124	13.2	10.7
4	NORTHERN	2,880	2,498	15.3	12.9
5	SOUTHERN	8,042	7,606	5.7	35.9
	<b>GRAND TOTAL</b>	<b>22,408</b>	<b>25,512</b>	<b>-12.2</b>	<b>100.0</b>

Source: LATRA

### v. Issued Licenses for Taxi Cabs Services

Taxi cabs are motor vehicles licensed to transport passengers not exceeding eight persons including the driver in return for a payment of a fare. Taxi cabs are licensed under regulation 4 of the Land Transport Regulatory Authority (Private Hire Services) Regulations, GN 78 of 2020. They are commercial vehicle for private hire purposes.

In the reporting period, the Authority issued 2,345 licenses for taxi cabs service, recording a decline

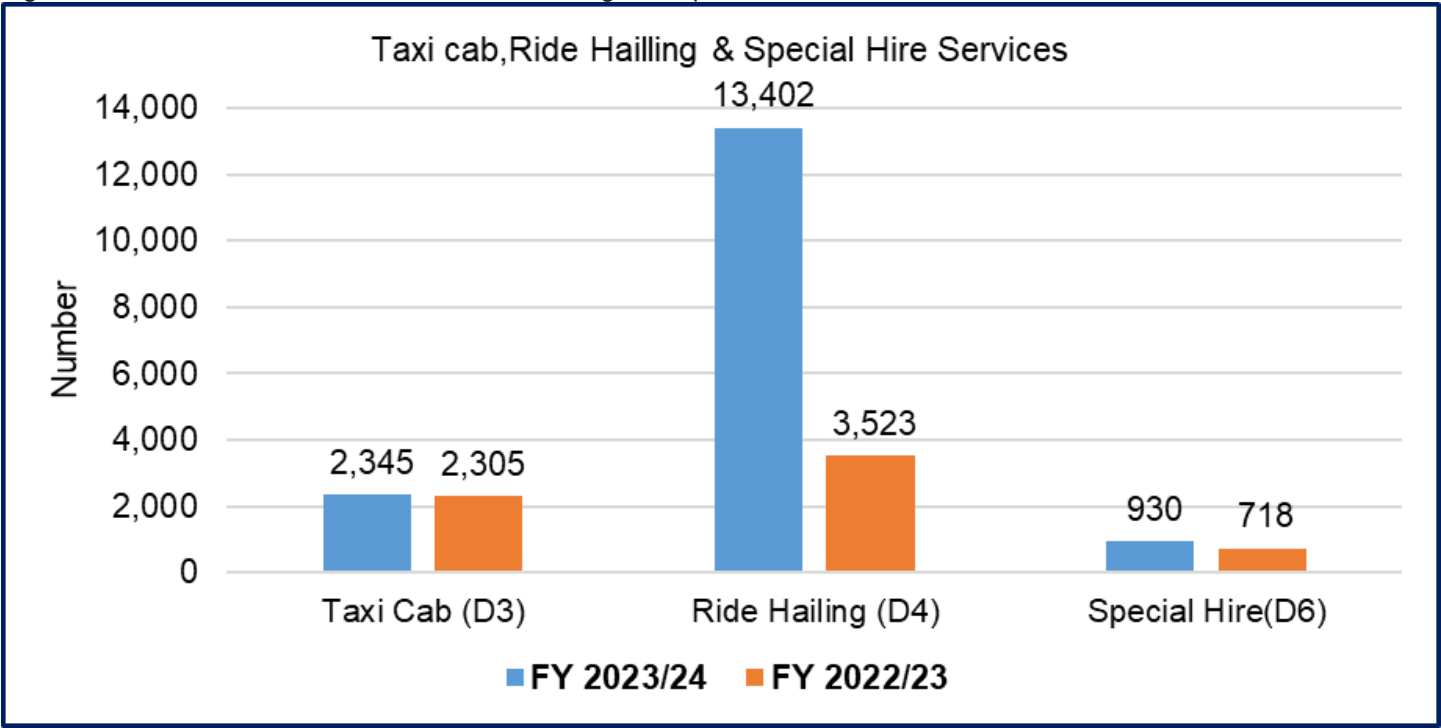
of 1.7 percent when compared to a total of 2,305 licenses issued in a similar period of the previous financial year. Table 9 shows the share of licenses issued to taxi cabs was 2.8 percent of the total private hire service licenses that were issued during the reporting period.

**vi. Issued Licenses for Ride Hailing Services (D4)**

Ride-hailing services are motor vehicles providing services through a ride hailing platform for the purpose of providing private hire services. Ride Hailing are licensed under Regulation 4 of the Land Transport Regulatory Authority (Private Hire Services) Regulations, GN 78 of 2020. They are commercial vehicle for private hire purposes.

During the Financial Year 2023/2024, the Authority issued a total of 13,402 licenses for ride hailing taxi services, recording an increase of 280.4 percent when compared to a total of 3,523 licenses issued in the similar period of the last financial year. Licenses issued to ride hailing taxi services contributed 15.7 percent of the total private hire service licenses issued during the reporting period.

Figure 8: Licenses issued to Taxi Cabs, Ride Hailing and Special Hire Vehicles FY 2023/24- 2022/23



Source: LATRA

**vii. Special Hire Services (D6)**

During the Financial Year 2023/2024, the Authority issued a total of 930 licenses for special hire services, recording an increase of 29.5 percent when compared to a total of 718 licenses issued in the similar period of the last financial year. Special Hire Services licenses contributed 1.1 percent of the total issued Private Hire service licenses as summarized in Table 10

**3.4 DRIVERS REGISTRATION AND CERTIFICATION**

Driver’s registration and certification is guided by regulation 4(1) of the Land Transport Regulatory

Authority (Certification of Commercial Vehicle Drivers and Registration of Crew) Regulation, GN. 81 of 2020. The Authority is implementing registration of the drivers for the purpose of certifying their competence, skills and knowledge to enhance road safety and reduce accidents.

3.4.1 Registration of Drivers

During the period under review, a total of 9,539 drivers were registered, showing an increase of 40.2 percent compared to 6,806 drivers registered in the financial year 2022/2023.

3.4.2 Examination and Certification of Drivers

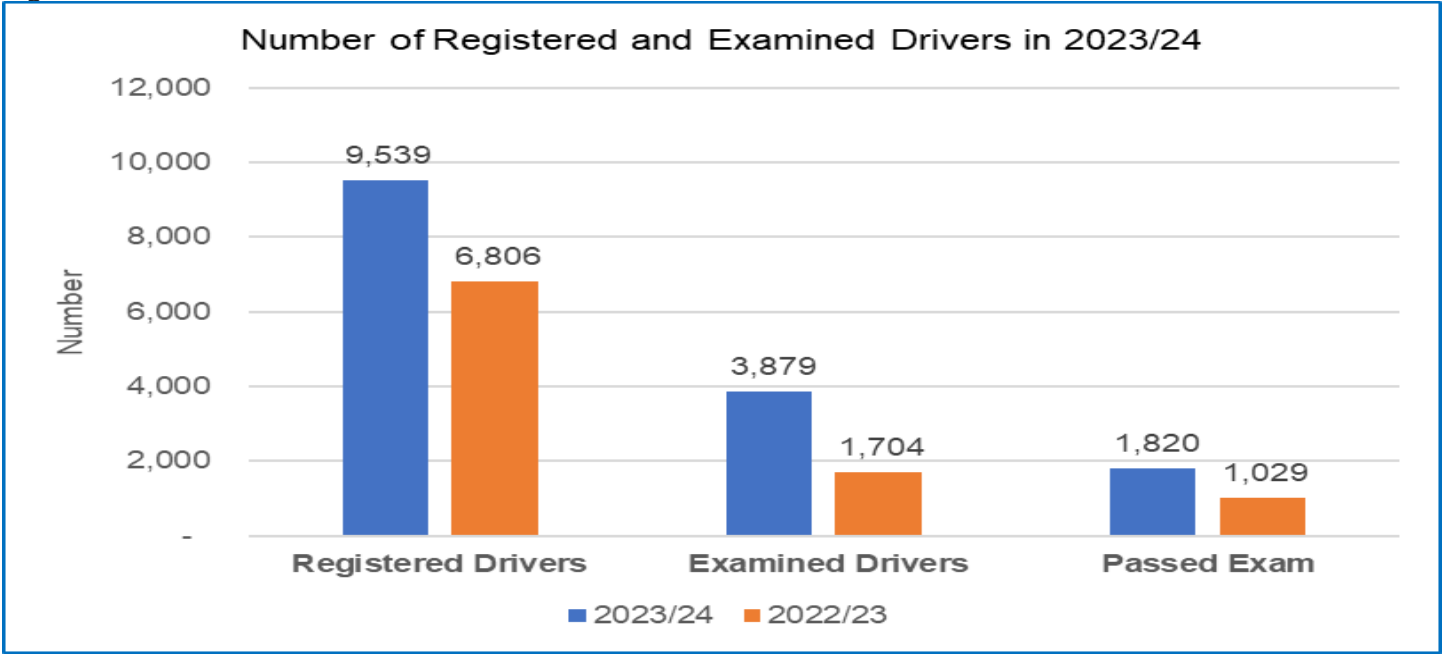
In the reporting period, 3,879 drivers were examined, out of the examined drivers, 1,820 drivers, equivalent to 46.9 percent passed the exam and were certified while the remaining 2,059 drivers equivalent to 53.1 percent failed. Table 12 and Figure 10 provides number of examined and certified drivers during the period under review.

Table 12: Number of Registered, Examined and Certified Drivers in 2023/24 vs. 2022/23

S/N	Drivers/Year	2023/24	2022/23	%Change
1	Number of Registered	9,539	6,806	40.2
2	Number of Examined	3,879	1704	127.6
3	Number of Passes	1,820	1029	76.9
4	% of Examined Vs. Registered	40.7	25.0	
5	% of Pass Vs. Examined	46.9	60.4	

Source: LATRA

Figure 9: Number of examined and certified drivers



Source: LATRA

### 3.5 VEHICLE TRACKING SYSTEM

The Land Transport Authority, Regulation 51 of the Transport Licensing (Public Service Vehicles) Regulation of 2020, stipulates the general provisions of a service provider on their duty to install and maintain vehicle tracking device and report any malfunctions of the device within 24 hours.

Moreover, Regulation 24 (a) of the Transport Licensing (Public Service Vehicles) Regulation of 2020, entails, one of the conditions of a license for inter- city or inter-national public service vehicle is a vehicle that is fitted with a vehicle tracking device (VTS) that is authorized by the Authority. The purpose of installing vehicle tracking devices is to monitor speed of vehicles along the journey; increase compliance of drivers and reducing road accidents.

The term “Activated” means vehicles with a functioning/ active vehicle tracking device, and “Deactivated” means vehicles with a non-active vehicle tracking device, or reported to be non-operating.

During the financial year 2023/2024, a cumulative of 2,509 buses were connected to the Vehicle Tracking System (VTS) indicating a growth of 13.2 percent in comparison with 2022/2023. Cumulatively at the end of June 2024, a total number of 10,772 vehicles were fitted with VTDs, whereby an average of 7,876 vehicles were actively remitting data to the VTS.

Table 13: New Number of Vehicles Fitted with VTDs 2023/2024 Vs 2022/2023

MONTH	2023/24		2022/23		2022/23 Vs 2021/22		A	D
	A	D	A	D	% Change A	%Change D	% Total 2023/24	% Total 2022/23
Jul	118	3	212	13	-44.3	-76.9	4.7	4.7
Aug	232	10	205	12	13.2	-16.7	9.2	15.6
Sep	262	4	292	19	-10.3	-78.9	10.4	6.3
Oct	223	5	194	9	14.9	-44.4	8.9	7.8
Nov	228	6	195	7	16.9	-14.3	9.1	9.4
Dec	210	10	197	7	6.6	42.9	8.4	15.6
Jan	177	5	155	1	14.2	400.0	7.1	7.8
Feb	175	4	109	4	60.6	0.0	7.0	6.3
Mar	215	2	136	4	58.1	-50.0	8.6	3.1
Apr	158	4	156	3	1.3	33.3	6.3	6.3
May	270	8	187	3	44.4	166.7	10.8	12.5
Jun	241	3	178	13	35.4	-76.9	9.6	4.7
<b>TOTAL</b>	<b>2,509</b>	<b>64</b>	<b>2,216</b>	<b>95</b>	<b>13.2</b>	<b>-32.6</b>	<b>100</b>	<b>100</b>

Source: LATRA

NOTE:

A: Activated

D: Deactivated

## ANNEXES

### Annex 1: Issued PSV Licenses per Region in the FY 2023/24 Vs 2022/23

SN	CENTRAL ZONE	2023/2024	2022/2023	% Change	% of Total 2023/24
1	KIGOMA	961	1,008	-4.7	18.6
2	DODOMA	2,063	2,216	-6.9	39.9
3	TABORA	1,231	1,261	-2.4	23.8
4	SINGIDA	910	1,059	-14.1	17.6
	<b>TOTAL CENTRAL ZONE</b>	<b>5,165</b>	<b>5,544</b>	<b>-6.8</b>	<b>100.0</b>
	<b>EASTERN ZONE</b>				
5	MOROGORO	1,699	1,709	-0.6	9.8
6	MTWARA	664	735	-9.7	3.8
7	DSM -EZ	12,673	12,012	5.5	73.4
8	PWANI	1,961	2,010	-2.4	11.4
9	LINDI	274	394	-30.5	1.6
	<b>TOTAL EASTERN ZONE</b>	<b>17,271</b>	<b>16,860</b>	<b>2.4</b>	<b>100.0</b>
	<b>LAKE ZONE</b>				
10	MARA	772	898	-14.0	10.8
11	MWANZA	3,315	3,424	-3.2	46.2
12	KAGERA	724	937	-22.7	10.1
13	SHINYANGA	1,258	1,394	-9.8	17.5
14	GEITA	823	940	-12.4	11.5
15	SIMIYU	279	467	-40.3	3.9
	<b>TOTAL LAKE ZONE</b>	<b>7,171</b>	<b>8,060</b>	<b>-11.0</b>	<b>100.0</b>
	<b>NORTHERN ZONE</b>				
16	MANYARA	931	909	2.4	6.8
17	TANGA	1,668	1,828	-8.8	12.2
18	ARUSHA	7,748	7,771	-0.3	56.5
19	KILIMANJARO	3,366	3,255	3.4	24.5
	<b>TOTAL NORTHERN ZONE</b>	<b>13,713</b>	<b>13,763</b>	<b>-0.4</b>	<b>100.0</b>
	<b>SOUTHERN ZONE</b>				
20	SONGWE	407	535	-23.9	8.1
21	MBEYA	1,553	1,793	-13.4	30.9
22	RUKWA	583	748	-22.1	11.6
23	NJOMBE	659	694	-5.0	13.1
24	IRINGA	627	791	-20.7	12.5
25	RUVUMA	789	941	-16.2	15.7
26	KATAVI	411	512	-19.7	8.2
	<b>TOTAL SOUTHERN ZONE</b>	<b>5,029</b>	<b>6,014</b>	<b>-16.4</b>	<b>100.0</b>
	<b>TOTAL</b>	<b>48,349</b>	<b>50,241</b>	<b>-3.8</b>	

Source: LATRA

Annex 2: Issued GCV Licenses per Region in the FY 2023/2024 vs. 2022/2023

<b>CENTRAL ZONE</b>	<b>2023/2024</b>	<b>2022/2023</b>	<b>% Change</b>
KIGOMA	1,506	1,022	47.4
DODOMA	4,791	4,982	- 3.8
TABORA	1,909	1,549	23.3
SINGIDA	935	1,173	- 20.3
<b>TOTAL CENTRAL ZONE</b>	<b>9,142</b>	<b>8,726</b>	<b>4.8</b>
<b>EASTERN ZONE</b>			
MOROGORO	10,329	9,719	6.3
MTWARA	17,418	7,884	120.9
DAR ES SALAAM	56,059	53,538	4.7
PWANI	16,005	14,482	10.5
LINDI	9,989	7,627	31.0
<b>TOTAL EASTERN ZONE</b>	<b>109,800</b>	<b>93,250</b>	<b>17.7</b>
<b>LAKE ZONE</b>			
MARA	2,149	1,087	97.7
MWANZA	5,964	6,410	- 7.0
KAGERA	3,110	2,986	4.2
SHINYANGA	6,582	6,765	- 2.7
GEITA	1,649	1,473	12.0
SIMIYU	1,771	2,300	- 23.0
<b>TOTAL LAKE ZONE</b>	<b>21,225</b>	<b>21,021</b>	<b>1.0</b>
<b>NORTHERN ZONE</b>			
MANYARA	1,739	1,208	43.9
TANGA	5,958	4,252	40.1
ARUSHA	11,070	10,568	4.8
KILIMANJARO	10,396	8,512	22.1
<b>NORTHERN ZONE</b>	<b>29,163</b>	<b>24,540</b>	<b>18.8</b>
<b>SOUTHERN ZONE</b>			
SONGWE	1,994	2,356	- 15.4
MBEYA	5,267	5,245	0.4
RUKWA	1,215	1,077	12.8
NJOMBE	4,254	3,559	19.5
IRINGA	4,378	3,906	12.1
RUVUMA	6,017	5,779	4.1
KATAVI	541	483	11.9
<b>SOUTHERN ZONE</b>	<b>23,666</b>	<b>22,405</b>	<b>5.6</b>
<b>TOTAL</b>	<b>192,996</b>	<b>169,942</b>	<b>13.6</b>

Source: LATRA

Annex 3: Licenses issued to Motorcycles per Region for FY 2023/24 Vs. 2022/23

<b>CENTRAL ZONE</b>	<b>2023/2024</b>	<b>2022/2023</b>	<b>% Change</b>	<b>% of Total 2023/24</b>
KIGOMA	757	342	121.3	9.2
DODOMA	6,498	2,758	135.6	79.3
TABORA	286	14	1,942.9	3.5
SINGIDA	652	510	27.8	8.0
<b>TOTAL CENTRAL ZONE</b>	<b>8,193</b>	<b>3,624</b>	<b>126.1</b>	<b>100.0</b>
<b>EASTERN ZONE</b>				
MOROGORO	1,573	390	303.3	20.8
MTWARA	511	101	405.9	6.8
DSM -EZ	3,007	8,966	-66.5	39.8
PWANI	1,729	2,083	-17.0	22.9
LINDI	735	311	136.3	9.7
<b>TOTAL EASTERN ZONE</b>	<b>7,555</b>	<b>11,851</b>	<b>-36.3</b>	<b>100.0</b>
<b>LAKE ZONE</b>				
MARA	3,519	667	427.6	42.7
MWANZA	1,434	167	758.7	17.4
KAGERA	1,527	650	134.9	18.5
SHINYANGA	774	3	25,700.0	9.4
GEITA	854	15	5,593.3	10.4
SIMUYU	125	433	-71.1	1.5
<b>TOTAL LAKE ZONE</b>	<b>8,233</b>	<b>1,935</b>	<b>325.5</b>	<b>100.0</b>
<b>NORTHERN ZONE</b>				
MANYARA	340	82	314.6	8.2
TANGA	1,273	392	224.7	30.9
ARUSHA	2,184	2,516	-13.2	53.0
KILIMANJARO	325	30	983.3	7.9
<b>TOTAL NORTHERN ZONE</b>	<b>4,122</b>	<b>3,020</b>	<b>36.5</b>	<b>100.0</b>
<b>SOUTHERN ZONE</b>				
SONGWE	453	21	2,057.1	2.5
MBEYA	11,278	7,646	47.5	62.5
RUKWA	396	547	-27.6	2.2
NJOMBE	416	137	203.6	2.3
IRINGA	369	576	-35.9	2.0
RUVUMA	4,737	2,566	84.6	26.3
KATAVI	394	14	2,714.3	2.2
<b>TOTAL SOUTHERN ZONE</b>	<b>18,043</b>	<b>11,507</b>	<b>56.8</b>	<b>100.0</b>
<b>TOTAL</b>	<b>46,146</b>	<b>31,937</b>	<b>44.5</b>	

Annex 4: Licenses issued to Motor Tricycles per Region FY 2023/24 Vs. 2022/23

CENTRAL ZONE	2023/2024	2022/2023	% Change	% of Total 2023/24
KIGOMA	964	785	22.8	29.2
DODOMA	1,559	1,351	15.4	47.2
TABORA	158	168	-6.0	4.8
SINGIDA	619	808	-23.4	18.8
<b>TOTAL CENTRAL ZONE</b>	<b>3,300</b>	<b>3,112</b>	<b>6.0</b>	<b>100.0</b>
<b>EASTERN ZONE</b>				
MOROGORO	1402	1,054	33.0	24.2
MTWARA	61	165	-63.0	1.1
DSM -EZ	3744	8,440	-55.6	64.8
PWANI	452	466	-3.0	7.8
LINDI	123	47	161.7	2.1
<b>TOTAL EASTERN ZONE</b>	<b>5,782</b>	<b>10,172</b>	<b>-43.2</b>	<b>100.0</b>
<b>LAKE ZONE</b>				
MARA	281	383	-26.6	11.7
MWANZA	865	808	7.1	36.0
KAGERA	17	24	-29.2	0.7
SHINYANGA	748	387	93.3	31.1
GEITA	418	399	4.8	17.4
SIMIYU	75	123	-39.0	3.1
<b>TOTAL LAKE ZONE</b>	<b>2,404</b>	<b>2,124</b>	<b>13.2</b>	<b>100.0</b>
<b>NORTHERN ZONE</b>				
MANYARA	252	242	4.1	8.8
TANGA	649	329	97.3	22.5
ARUSHA	403	848	-52.5	14.0
KILIMANJARO	1,576	1,079	46.1	54.7
<b>TOTAL NORTHERN ZONE</b>	<b>2,880</b>	<b>2,498</b>	<b>15.3</b>	<b>100.0</b>
<b>SOUTHERN ZONE</b>				
SONGWE	693	625	10.9	8.6
MBEYA	4,267	4,122	3.5	53.1
RUKWA	506	499	1.4	6.3
NJOMBE	744	532	39.8	9.3
IRINGA	916	1021	-10.3	11.4
RUVUMA	386	504	-23.4	4.8
KATAVI	530	303	74.9	6.6
<b>TOTAL SOUTHERN ZONE</b>	<b>8,042</b>	<b>7,606</b>	<b>5.7</b>	<b>100.0</b>
<b>TOTAL</b>	<b>22,408</b>	<b>25,512</b>	<b>-12.2</b>	

Source: LATRA

# Annex 5: Issued Licenses in the Past Five Years

SN	Licenses	2017/18	2018/19	2019/20	2020/2021	2021/2022	2022/2023	2023/2024	%Total	%Change
1	Public Service Vehicles	55,471	56,788	54,559	49,280	47,547	50,221	48,349	14.80	-3.7%
2	Goods Carrying Vehicles	106,530	114,478	130,364	141,633	143,011	169,942	192,996	59.10	13.6%
3	Motorcycles	32,951	29,904	17,333	18,408	23,151	31,937	46,146	14.13	44.5%
4	Motor Tricycles	30,416	24,467	18,815	19,698	20,577	25,512	22,408	6.86	-12.2%
5	Tax Cabs				291	2,654	2,305	2,345	0.72	1.7%
6	Ride Hailing				943	3,013	3,523	13,402	4.10	280.4%
7	Special Hire						718	930	0.28	29.5%
	<b>Total Issued Licenses</b>	<b>225,368</b>	<b>225,637</b>	<b>221,071</b>	<b>230,253</b>	<b>239,953</b>	<b>284,158</b>	<b>326,576</b>	<b>100.00</b>	<b>14.9%</b>

Source: LATRA

## Annex 6: License Fees for Public Service Vehicles

### *Transport Licensing (Public Service Vehicles)*

*GN. No. 76 (Contd.)*

#### SECOND SCHEDULE

*(Made under regulations 6,8 and 14)*

#### PUBLIC SERVICE LICENCE FEES

	FOR LOCAL OPERATORS		FOR FOREIGN AND TOUR OPERATORS	
SITTING CAPACITY	ANNUAL FEES (TSHS)	FEES FOR THREE MONTHS (TSHS)	ANNUAL FEES (US\$)	FEES FOR THREE MONTHS (US\$)
ORDINARY AND LOWER SEMI LUXURY BUS				
Not exceeding 15 persons	35,000	12,000	50	15
Exceeding 15 persons but not exceeding 25 persons	50,000	20,000	80	20
Exceeding 25 persons but not exceeding 45 persons	90,000	30,000	145	35
Exceeding 45 persons but not exceeding 65 persons	100,000	35,000	150	40
Exceeding 65 persons	140,000	46,000	160	45
Annual application fees	10,000	10,000	10	10
Variation of licence fees	Fifty percent (50%) of the annual fees			
UPPER SEMI LUXURY AND LUXURY BUS				
Exceeding 25 persons	150,000	50,000	180	60
Annual application fees	10,000	10,000	10	10
Variation of licence fees	Fifty percent (50%) of the annual fees			
OTHERS FEES				
1.	Fees for a Short Term Road Transport Licence shall be–			
	(a) for a period not exceeding 7 days			10,000/=
	(b) for a period which exceeds 7 days but does not exceed three months			20,000/=
2.	Other fees shall be-			
	(a) for a duplicate copy or authorization of a lost, destroyed or defaced licence			20,000/=
	(b) for issuing a bus timetable			10,000/=
	(c) for logbook			10,000/=
	(d) emergency permit			10,000/=
	(e) a certificate of registration for a transport company			100,000/=

## Annex 7: Procedures for Public Service Vehicles License Application

Procedures for  
application of  
licence

5.-(1) A person who intends to operate a public service vehicle shall submit an application for a licence to the Authority manually or electronically.

(2) The application under subregulation (1), shall be accompanied with-

- (a) a copy of the certificate of incorporation or registration;
- (b) a copy of motor vehicle registration card;
- (c) a vehicle inspection report; and
- (d) proof of payment of application fees as set out in the Second Schedule to these Regulations.

(3) Without prejudice to subregulation (2), an applicant of an exclusive road service licence shall be required to submit-

- (a) a business plan;
- (b) a safety management plan;
- (c) an emergency response plan;
- (d) a most recent audited financial statement;
- (e) a complaints handling procedure;
- (f) proof of payment of application fees as set out in the Second Schedule to these

Regulations; and

- (g) any other documents as the Authority may require.

*Transport Licensing (Goods Carrying Vehicles)*

*GN. NO. 77 (Contd.)*

<p style="text-align: center;"><i>Transport Licensing (Goods Carrying Vehicles)</i></p> <hr/> <p><i>GN. NO. 77 (Contd.)</i></p>	
<p>Application for licence</p>	<p>5. (1) A person who intends to operate goods carrying vehicle shall, prior to such operation apply to the Authority for a licence in a form prescribed in the First Schedule.</p> <p>(2) The application under subregulation (1), shall be accompanied with-</p> <ul style="list-style-type: none"> <li>(a) a copy of motor vehicle registration card; and</li> <li>(b) a vehicle inspection report.</li> </ul> <p>(3) Without prejudice to subregulation (2), in case of a company, the applicant shall be required to submit the following additional documents-</p> <ul style="list-style-type: none"> <li>(a) a copy of the certificate of incorporation;</li> <li>(b) a safety management plan;</li> <li>(c) an emergency response plan; and</li> <li>(d) any other documents as the Authority may at any time require.</li> </ul>

## Annex 8: Procedures for Private Hire License Application

### *Land Transport Regulatory Authority (Private Hire Services)*

*GN. No. 78 (Contd.)*

Procedures  
for  
application of  
licence

5.- (1) An application for a licence shall be accompanied with the following:

- (a) in case of a body corporate, a copy of a certificate of incorporation or registration under the Tanzanian Laws,
- (b) a proof of Tanzanian Citizenship in case of an individual
- (c) a copy of motor vehicle registration card; and
- (d) a valid certificate of motor vehicle road worthiness.

(2) Without prejudice to sub-regulation (1), an application by a ride hailing operator shall be made in a form prescribed in the First Schedule and shall be accompanied with:

- (a) a business plan;
- (b) a safety and rescue management plan;
- (c) an emergency response plan;
- (d) a most recent audited financial statements;
- (e) a ride hailing system design to be integrated with the Authority's licensing system; and
- (f) any other documents as the Authority may at any time require.

## Annex 9: Application Form for Public Service Vehicle License

### *Transport Licensing (Public Service Vehicles)*

*GN. NO. 76 (Contd.)*

#### FIRST SCHEDULE

*(Made under regulation 4)*

#### APPLICATION FOR A ROAD SERVICE LICENCE

Nature of Application: New ☐ Renewal ☐ Change of Route ☐  
Period Applied for: Replace ☐ The year ☐ Short-term ☐  
ment

##### A. PARTICULARS OF AN APPLICANT OF A LICENCE

###### 1. Applicant Name in full

.....  
(Name/Company/Partners - in BLOCK LETTERS)

###### 2. Postal Address

.....  
Office Mobile Phone 1: Applicant's Mobile  
Phone:.....  
E-mail:.....

###### 3. Physical Address:

Street: Plot Number: Office  
Number:.....

###### 4. Have you had a previous application Yes: ☐ No: ☐ refused/suspended or revoked?

If Yes, state when and where previous application refusal,  
licence suspension or revocation was made

State reasons for application refusal, licence suspension or  
revocation ..... and date .....

###### 5. Particulars of Transport Officer or Supervisor:

(a) Name:.....

(b) Qualification:.....

(c) Mobile

Phone:.....

###### 6. Particulars of garage where vehicles are/will be serviced:

(a) Garage Name:.....

(b) Physical

## GN. No. 76 (Contd.)

(c) Garage Supervisor's name and qualification:

2. Renewal application shall be accompanied by a Vehicle

*Transport Licensing (Public Service Vehicles)*

*GN. No. 76 (Contd.)*

Inspection Report.

3. The Authority may require more particulars or document at any time.

I/We hereby declare that to the best of my/our knowledge and belief all the information provided in this application is true.

Full Name: ..... Signature:.....  
.....

Designation: ..... Date:.....  
.....

FOR OFFICIAL USE ONLY

4. Verification and Approval

(a) Not Approved:  
Provide ..... reasons  
.....

(b) Approved:  
Start ..... Date: ..... Expiry Date: .....  
.....

Officer's Name in full:  
.....

Designation:  
.....

Signature:  
.....

Date ..... :  
.....

Amount ..... paid: ..... Receipt No. ....  
.....

Date :..... Signature: .....  
.....

*Transport Licensing (Public Service Vehicles)*

---

*GN. NO. 76 (Contd.)*

LICENSEE'S FILE NUMBER:

.....

The Transport Licensing (Public Service Vehicles) Regulations,  
2020

CAUTION:

1. Knowingly making a false statement for the purpose of obtaining the grant of a licence is an offence punishable by fine or imprisonment.
2. Any change of particulars provided in this Form should be communicated to Authority otherwise you will be committing an offence under these Regulations.

## Annex 10: Application Form for Goods Carrying Vehicles License

### *Transport Licensing (Goods Carrying Vehicles)*

*GN. No. 77 (Contd.)*

#### FIRST SCHEDULE

*(Made under regulation 5)*

#### APPLICATION FOR CARRIER'S LICENCE

Nature of application: ☐ New ☐ Renewal ☐ Replacement

Period applied for:

#### A. PARTICULARS OF APPLICANT

1. Business Name in full .....  
( Company/Partners/Sole Trader- in BLOCK LETTERS)
2. Postal address ..... Tel. ....  
Fax: ..... E-mail: .....
3. Do you hold or previously held a Transport Licence? ...Yes/No  
if Yes, state licence number .....and date of expiry ...and where issued
4. Have you had a previous application refused/suspended or revoked ?.....Yes/No  
If Yes, state when and where previous application refusal, licence suspension or revocation was made ....., State reasons for application refusal, licence suspension or revocation : .....and date .....

#### B. PARTICULARS OF VEHICLE FOR WHICH LICENCE IS SOUGHT

i. Reg. No  ii. Make:   
:  
iii. Model :  iv. Town where

*Transport Licensing (Goods Carrying Vehicles)*

*GN. NO. 77 (Contd.)*

Vehicle Based:   
(b) Number of axles for goods carrying vehicles:

<input type="text"/> Prime-mover 2 axles	<input type="text"/> Prime-mover 3+ axles	<input type="text"/> Semi-Trailer	<input type="text"/> Full Trailer
<input type="text"/> Truck 2 axles	<input type="text"/> Truck 3 axles	<input type="text"/> Truck 4+axles	Others Specify .....

c) Classes and Types of services  
(Please specify services according to design of vehicle. i.e For carrying refrigerated goods, medicine, cattle, dangerous goods, etc.)  
.....

vi. Carrying capacity  
.....

**C. DOCUMENTS TO BE ATTACHED**

This application must be accompanied by the items listed below. The licensing may require more particulars.

**(1) FIRST APPLICATION**

- (a) a copy of Motor Vehicle Registration Card
- (b) Proof of payment of licence fees
- (c) Vehicle road worthiness certificate; and
- (d) Any other document(s) that may be requested by the authority.

**Additional documents in case of a company**

- (a) a copy of the certificate of incorporation
- (b) a safety management plan
- (c) an emergency response plan; and
- (d) any other documents as the Authority may at any time require.

**(2) RENEWAL**

- (a) proof of payment of the Authority's levy for the preceding year;
- (b) a certified copy of the vehicle inspection report; and
- (c) any other document as the Authority may at any time require.

**D. DECLARATON**

I/We hereby declare that to the best of my/our knowledge and belief all the information provided in this application is true.

Name in full: .....

*Transport Licensing (Goods Carrying Vehicles)*

*GN. No. 77 (Contd.)*

Signature: ..... Date:  
.....

FOR OFFICIAL USE ONLY

Amount paid: .....	Receipt No. .....	Date: ..... Signature: .....
-----------------------	----------------------	---------------------------------------

Verification and Recommendation

Comments:  
Start Date: ... Expiry Date: .....  
  
Officer's name in full: .....  
Designation: .....  
Signature: ..... Date : .....

Approval

Comments  
Start Date: ..... Expiry Date:  
.....  
Officer's name in full:  
.....  
Designation:  
.....  
Signature: .....Date:  
.....

OPERATOR'S FILE NUMBER .....	LICENCE NUMBER .....	ROUTE ID .....
------------------------------------	-------------------------	-------------------

Caution

Knowingly making a false statement for the purpose of obtaining the grant of a licence is an offence punishable by fine or imprisonment

## Annex 11: Application Form for Private Hire Services License

### *Land Transport Regulatory Authority (Private Hire Services)*

*GN. NO. 78 (Contd.)*

#### FIRST SCHEDULE

*(Made under regulation 4,5,14(1),*

THE UNITED REPUBLIC OF TANZANIA

#### APPLICATION FOR PRIVATE HIRE SERVICE LICENCE

Nature of Application:

New

☐

Renewal

☐

Period Applied for:

Replacement

☐

One year

☐

PARTICULARS OF AN APPLICANT OF A LICENCE

1. Applicant's Name in full  
.....  
.....  
(Name/Company/Partners - in BLOCK LETTERS)
2. Postal Address .....  
Postcode:.....  
Office Mobile Phone 1: Applicant's  
..... Mobile  
Phone:.....  
..  
E-mail:  
.....  
.....
3. Physical Address:  
Street: ..... Plot Office  
Numb Number:.....  
er:  
.....  
.....  
.....
4. Have you had a previous Yes: ☐ No: ☐  
application refused/suspended or  
revoked?  
If Yes, state when and where previous application  
refusal, licence suspension or revocation was made  
.....  
....  
State reasons for application refusal, licence  
suspension or revocation ..... and date  
.....  
.....
5. Particulars of Transport Officer or Supervisor:  
Name:  
.....  
.....  
Qualification:

*GN. NO. 78 (Contd.)*

PARTICULARS OF VEHICLE FOR WHICH A LICENCE IS SOUGHT

- ### C. DOCUMENTS TO BE PROVIDED DURING APPLICATION

- I/We hereby declare that to the best of my/our knowledge and belief all the information provided in this application is true.

# 3 5

*Land Transport Regulatory Authority (Private Hire Services)*

*GN. NO. 78 (Contd.)*

.....

FOR OFFICIAL USE ONLY

4. Verification and Approval

(a) Not Approved:  
Provide reasons

.....

(b) Approved:

Start Date: Expiry Date:  
.....  
.....

Officer's Name in full:

.....  
.....

Designation:

.....

Signature:

.....

Date :

.....

Amount paid: Receipt No.  
.....

Date Signature:  
.....  
.....

LICENSEE'S FILE NUMBER: LICENCE  
..... NUMBER:  
.....

ROUTE ID:  
.....

The Land Transport (Private Hire Public Service  
Vehicles) Regulations, 2020

CAUTION:

Making a false statement for the purpose of  
obtaining the grant of a licence is an offence  
under the LATRA Act of 2019 and is punishable  
by fine or imprisonment.

Any change of particulars provided in this Form  
should be communicated to LATRA otherwise  
you will be committing an offence under these  
Regulations.



**Director General,**  
**Land Transport Regulatory Authority,**  
**Head Office,**  
**P. O. BOX 1742,**  
**60 Lusinde Street,**  
**41104 Tambukareli Street,**  
**Dodoma**  
**[www.latra.go.tz](http://www.latra.go.tz)**  
**0800 1100 19 / 0800 1100 20**